

**2SC5621**FOR HIGH FREQUENCY AMPLIFY APPLICATION  
SILICON NPN EPITAXIAL TYPE

## DESCRIPTION

2SC5621 is a super mini package resin sealed silicon NPN epitaxial transistor. It is designed for high frequency application.

## FEATURE

- High gain bandwidth product.  
 $f_T=4.5\text{GHz}$
- High gain, low noise.
- Can operate at low voltage.
- Super mini package for easy mounting.

## APPLICATION

For TV tuners, high frequency amplifier, cellular phone system.

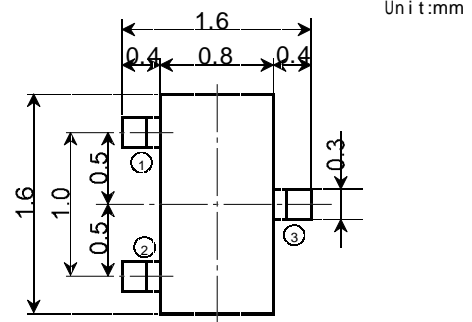
MAXIMUM RATINGS ( $T_a=25^\circ\text{C}$ )

Symbol	Parameter	Ratings	Unit
$V_{CB0}$	Collector to Base voltage	20	V
$V_{CE0}$	Collector to Emitter voltage	12	V
$V_{EB0}$	Emitter to Base voltage	3	V
$I_C$	Collector current	50	mA
$P_C$	Collector dissipation	100	mW
$T_j$	Junction temperature	+125	
$T_{stg}$	Storage temperature	-55~+125	

ELECTRICAL CHARACTERISTICS ( $T_a=25^\circ\text{C}$ )

Symbol	Parameter	Test conditions	Limits			Unit
			Min	Typ	Max	
$I_{CB0}$	Collector cut off current	$V_{CB}=10\text{V}, I_E=0\text{mA}$			1.0	$\mu\text{A}$
$I_{EB0}$	Emitter cut off current	$V_{EB}=1\text{V}, I_C=0\text{mA}$			1.0	$\mu\text{A}$
$h_{FE}$	DC forward current gain	$V_{CE}=5\text{V}, I_C=20\text{mA}$	50		250	
$f_T$	Gain bandwidth product	$V_{CE}=5\text{V}, I_E=20\text{mA}$		4.5		GHz
$C_{ob}$	Collector output capacitance	$V_{CB}=5\text{V}, I_E=0\text{mA}, f=1\text{MHz}$		1.0		pF
$\cdot S_{21} \cdot^2$	Insertion power gain	$V_{CE}=5\text{V}, I_C=20\text{mA}, f=1\text{GHz}$	7.5	9.0		dB
NF	Noise figure	$V_{CE}=5\text{V}, I_C=5\text{mA}, f=1\text{GHz}$		1.5		dB

## OUTLINE DRAWING

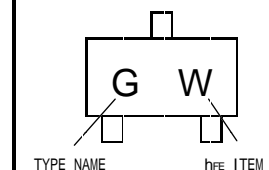


## TERMINAL CONNECTOR

- ① : BASE  
② : EMITTER  
③ : COLLECTOR

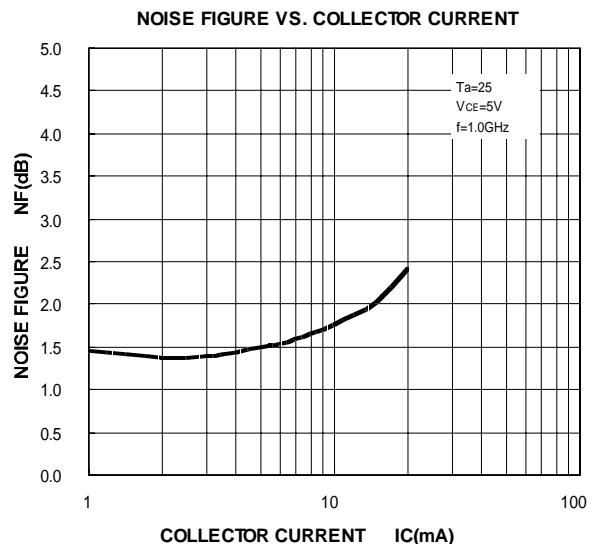
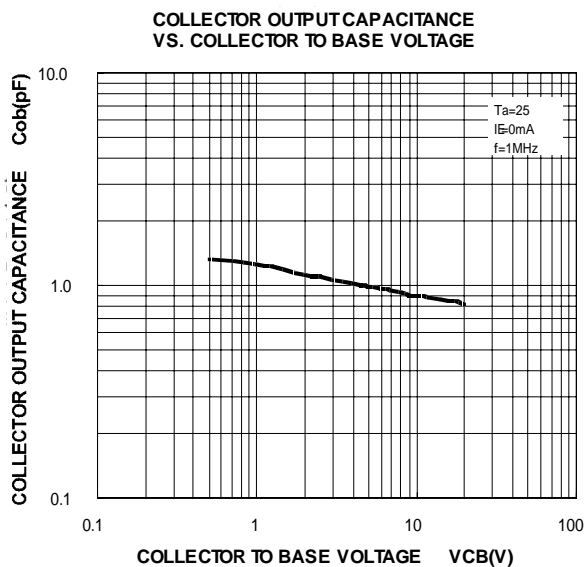
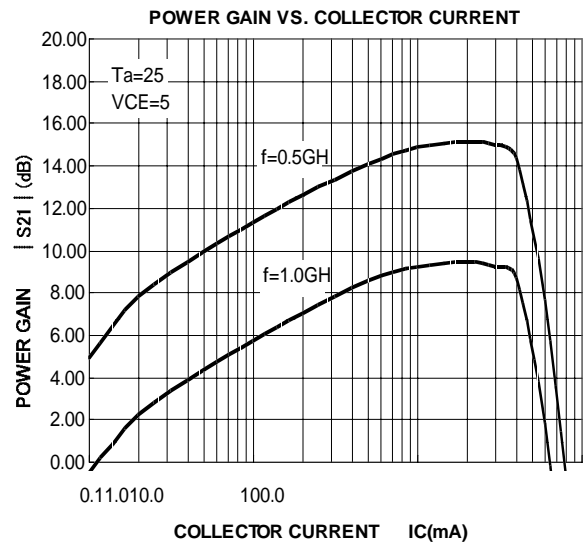
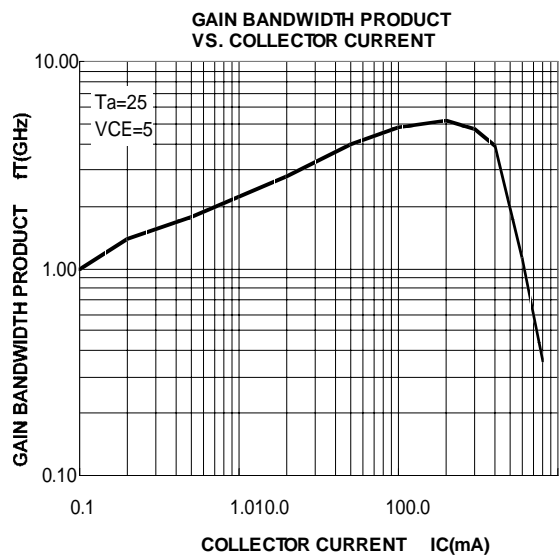
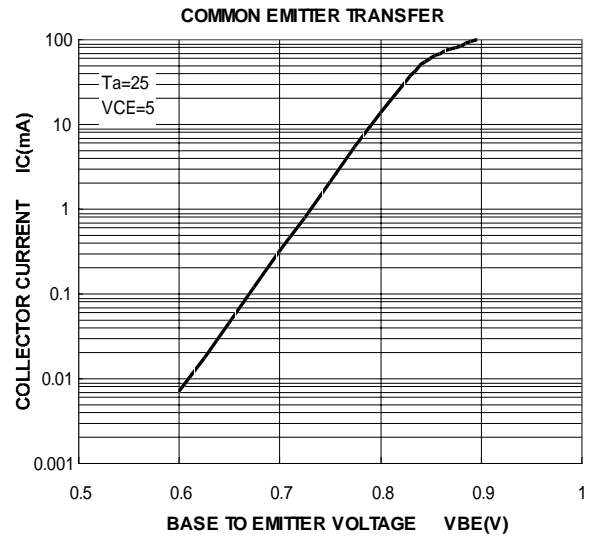
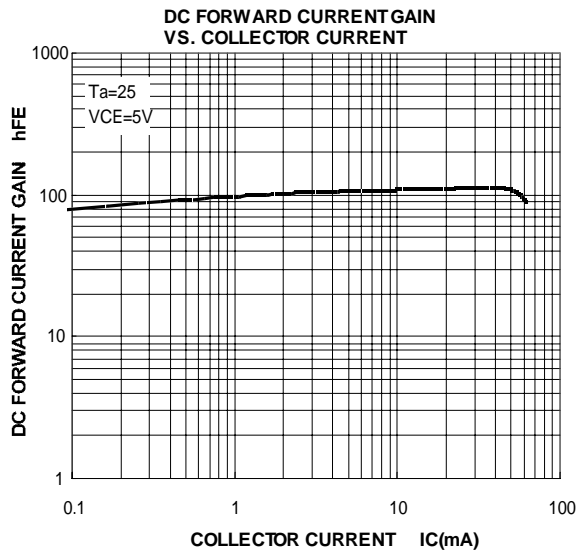
EIJA:

## MARKING



# 2SC5621

FOR HIGH FREQUENCY AMPLIFY APPLICATION  
SILICON NPN EPITAXIAL TYPE



**2SC5621**FOR HIGH FREQUENCY AMPLIFY APPLICATION  
SILICON NPN EPITAXIAL TYPE

## S PARAMETER

VCE=5V,IC=10mA

FREQUENCY (MHZ)	S11		S21		S12		S22	
	MAG	ANG	MAG	ANG	MAG	ANG	MAG	ANG
500.00	0.297	-155.6	0.085	63.2	5.895	86.2	0.310	-43.6
600.00	0.292	-165.3	0.100	63.9	4.977	81.4	0.308	-45.0
700.00	0.294	-172.9	0.114	65.1	4.308	77.1	0.292	-45.0
800.00	0.287	-179.5	0.128	65.1	3.791	73.0	0.291	-45.7
900.00	0.285	-174.2	0.143	64.7	3.413	69.3	0.290	-48.2
1000.00	0.284	-168.6	0.155	64.5	3.098	65.6	0.294	-50.4
1100.00	0.285	-163.2	0.169	63.7	2.833	62.5	0.294	-51.9
1200.00	0.283	-158.8	0.182	63.2	2.631	59.2	0.302	-54.4
1300.00	0.287	-154.2	0.197	61.9	2.440	55.9	0.303	-56.7
1400.00	0.282	-150.7	0.211	61.4	2.282	53.2	0.306	-58.9
1500.00	0.278	-146.5	0.222	60.8	2.142	50.2	0.307	-61.3
1600.00	0.285	-142.4	0.236	59.2	2.030	47.4	0.310	-63.3
1700.00	0.286	-138.8	0.249	57.9	1.923	44.7	0.321	-65.5
1800.00	0.286	-135.1	0.263	56.8	1.832	42.0	0.322	-67.8
1900.00	0.288	-131.4	0.274	55.8	1.751	39.5	0.325	-69.8
2000.00	0.287	-128.8	0.288	55.0	1.677	37.0	0.330	-72.4

VCE=5V,IC=8mA

FREQUENCY (MHZ)	S11		S21		S12		S22	
	MAG	ANG	MAG	ANG	MAG	ANG	MAG	ANG
500.00	0.310	-148.5	0.089	60.1	5.733	87.8	0.337	-44.9
600.00	0.305	-159.2	0.101	61.7	4.852	82.8	0.331	-46.8
700.00	0.303	-167.6	0.114	63.2	4.205	78.2	0.312	-46.4
800.00	0.294	-175.0	0.127	62.7	3.701	74.0	0.310	-47.2
900.00	0.294	-178.8	0.140	63.0	3.338	70.2	0.308	-49.6
1000.00	0.290	-172.6	0.154	62.8	3.028	66.4	0.310	-51.5
1100.00	0.291	-167.4	0.166	61.9	2.773	63.0	0.311	-53.0
1200.00	0.290	-162.3	0.181	62.0	2.572	59.6	0.318	-55.4
1300.00	0.291	-157.4	0.194	60.6	2.392	56.3	0.318	-57.7
1400.00	0.286	-153.5	0.206	59.9	2.232	53.5	0.317	-60.7
1500.00	0.284	-149.1	0.219	59.7	2.097	50.6	0.322	-62.2
1600.00	0.289	-145.3	0.233	58.6	1.989	47.7	0.323	-64.1
1700.00	0.289	-141.3	0.247	57.8	1.883	44.8	0.332	-66.3
1800.00	0.292	-137.4	0.258	56.8	1.797	42.2	0.335	-68.4
1900.00	0.292	-133.9	0.271	55.6	1.719	39.5	0.338	-70.4
2000.00	0.292	-130.5	0.284	54.6	1.642	37.0	0.342	-72.7

VCE=5V,IC=6mA

FREQUENCY (MHZ)	S11		S21		S12		S22	
	MAG	ANG	MAG	ANG	MAG	ANG	MAG	ANG
500.00	0.343	-139.3	0.091	56.5	5.461	90.3	0.382	-46.1
600.00	0.328	-150.5	0.104	57.6	4.641	84.9	0.369	-47.9
700.00	0.323	-159.4	0.115	58.7	4.036	79.9	0.347	-47.8
800.00	0.311	-167.9	0.127	59.0	3.565	75.4	0.340	-48.4
900.00	0.309	-174.4	0.139	59.9	3.218	71.2	0.335	-50.5
1000.00	0.303	-178.8	0.153	59.7	2.919	67.3	0.336	-52.7
1100.00	0.302	-172.7	0.163	59.8	2.675	63.8	0.335	-54.0
1200.00	0.303	-167.4	0.176	59.1	2.486	60.3	0.342	-56.5
1300.00	0.302	-162.1	0.190	59.1	2.306	56.8	0.341	-58.3
1400.00	0.297	-158.1	0.201	59.1	2.162	54.0	0.341	-60.2
1500.00	0.294	-153.7	0.214	58.3	2.029	50.8	0.345	-62.9
1600.00	0.299	-148.7	0.225	57.5	1.924	47.8	0.344	-65.1
1700.00	0.300	-144.7	0.238	56.5	1.824	44.9	0.353	-66.9
1800.00	0.301	-140.6	0.250	56.0	1.739	42.2	0.356	-68.9
1900.00	0.302	-136.8	0.263	55.1	1.666	39.5	0.360	-70.8
2000.00	0.299	-133.3	0.276	54.3	1.592	36.9	0.363	-73.1

**2SC5621**FOR HIGH FREQUENCY AMPLIFY APPLICATION  
SILICON NPN EPITAXIAL TYPE

## S PARAMETER

VCE=5V,IC=4mA

FREQUENCY (MHZ)	S <sub>11</sub>		S <sub>21</sub>		S <sub>12</sub>		S <sub>22</sub>	
	MAG	ANG	MAG	ANG	MAG	ANG	MAG	ANG
500.00	0.399	-126.4	0.099	51.8	4.984	94.1	0.455	-45.8
600.00	0.375	-137.6	0.110	50.9	4.260	88.1	0.439	-48.2
700.00	0.364	-148.1	0.118	52.4	3.729	82.7	0.408	-48.4
800.00	0.348	-156.9	0.127	53.4	3.306	77.7	0.397	-49.7
900.00	0.341	-164.5	0.137	53.7	2.994	73.0	0.387	-52.0
1000.00	0.332	-171.8	0.149	55.0	2.723	68.9	0.387	-54.0
1100.00	0.329	-178.6	0.159	55.1	2.502	65.0	0.383	-55.2
1200.00	0.327	175.5	0.170	55.8	2.326	61.3	0.387	-57.3
1300.00	0.325	169.3	0.180	55.1	2.162	57.5	0.383	-59.7
1400.00	0.321	165.0	0.193	56.1	2.027	54.5	0.382	-61.8
1500.00	0.318	159.9	0.203	55.7	1.905	51.2	0.385	-63.7
1600.00	0.320	154.5	0.215	55.7	1.807	48.1	0.385	-65.4
1700.00	0.322	150.2	0.226	55.4	1.715	45.0	0.393	-67.6
1800.00	0.324	145.7	0.238	54.9	1.635	42.1	0.395	-69.5
1900.00	0.324	141.4	0.250	54.8	1.564	39.4	0.397	-71.7
2000.00	0.323	137.7	0.262	54.0	1.498	36.7	0.401	-73.9

VCE=5V,IC=2mA

FREQUENCY (MHZ)	S <sub>11</sub>		S <sub>21</sub>		S <sub>12</sub>		S <sub>22</sub>	
	MAG	ANG	MAG	ANG	MAG	ANG	MAG	ANG
500.00	0.506	-106.9	0.120	44.1	4.062	100.4	0.593	-42.3
600.00	0.480	-118.6	0.128	42.3	3.503	94.0	0.005	-46.3
700.00	0.453	-130.6	0.133	42.1	3.115	87.7	0.004	-47.5
800.00	0.434	-139.7	0.139	42.3	2.767	82.0	0.003	-49.2
900.00	0.421	-148.4	0.144	42.3	2.519	76.7	0.003	-51.6
1000.00	0.408	-156.6	0.149	43.7	2.316	71.9	0.002	-54.1
1100.00	0.398	-164.1	0.154	44.6	2.129	67.4	0.002	-55.8
1200.00	0.391	-171.0	0.161	46.5	1.992	63.1	0.001	-58.2
1300.00	0.388	-177.9	0.168	47.2	1.857	58.9	0.001	-60.2
1400.00	0.381	176.7	0.174	48.6	1.744	55.4	0.001	-62.4
1500.00	0.377	171.4	0.183	50.1	1.643	51.8	0.001	-64.5
1600.00	0.379	165.0	0.191	50.7	1.562	48.3	0.000	-66.6
1700.00	0.380	160.0	0.202	51.9	1.481	44.9	0.000	-68.7
1800.00	0.377	154.6	0.212	52.6	1.416	41.9	0.000	-70.5
1900.00	0.380	149.2	0.223	52.9	1.357	39.0	0.000	-72.5
2000.00	0.379	145.1	0.233	53.5	1.294	36.0	0.000	-75.0

---

The logo for IDC ISAHAYA ELECTRONICS CORPORATION. It features the letters 'IDC' in a stylized blue font with a red triangle above the 'I'. To the right of 'IDC', the words 'ISAHAYA ELECTRONICS CORPORATION' are written in a black, italicized, serif font.

<http://www.idc-com.co.jp>  
6-41, TSUKUBA, ISAHAYA, NAGASAKI, 854-0065, JAPAN

Keep safety in your circuit designs !

Isahaya Electronics Corporation puts the maximum effort into making semiconductor products better and more reliable, but there is always the possibility that trouble may occur with them. Trouble with semiconductors may lead to personal injury, fire or property damage. Remember to give consideration to safety when making your circuit designs, with appropriate measures such as (i) placement of substitutive, auxiliary circuits, (ii) use of non-flammable material or (iii) prevention against any malfunction or mishap.

Notes regarding these materials

·These materials are intended as reference to assist out customers in the selection of the Isahaya semiconductor product best suited to the customer's application, they do not convey any license under any intellectual property rights, or any other rights, belonging to Isahaya Electronics Corporation or a third party.  
·Isahaya Electronics Corporation assumes no responsibility for any damage, or infringement of any third-party rights, originating in the use of any product data, diagrams, charts or circuit application examples contained in the materials.  
·All information contained in these materials, including product data, diagrams and charts, represent information on products at the time of publication of these materials, and are subject to change by Isahaya Electronics Corporation without notice due to product improvements or other reasons. It is therefore recommended that customers contact Isahaya Electronics Corporation or authorized Isahaya Semiconductor product distributor for the latest product information before purchasing a product listed herein.  
·The prior written approval of Isahaya Electronics Corporation is necessary to reprint or reproduce in whole or in part these materials.  
·If these products or technologies are subject to the Japanese export control restrictions, they must be exported under a license from the Japanese government and cannot be imported into a country other than the approved destination. Any diversion or reexport contrary to the export control laws and regulations of Japan and/or the country of destination is prohibited.  
·Please contact Isahaya Electronics Corporation or an authorized Isahaya Semiconductor product distributor for further details on these materials or the products contained therein.

---

This datasheet has been downloaded from:

[www.DatasheetCatalog.com](http://www.DatasheetCatalog.com)

Datasheets for electronic components.